



crop estimates committee oesskattingskomitee

From/Van: Rodney D. Dredge

Tel: 012 319 6507 Fax/Faks: 012 319 6211 E-mail/E-pos: RodneyD@daff.gov.za

Web page/Webblad: www.daff.gov.za/crop_estimates or www.sagis.org.za/CEC: Crop Estimates

EMBARGO: 15:30



agriculture, forestry & fisheries

Department:
Agriculture, Forestry and Fisheries
REPUBLIC OF SOUTH AFRICA

24 April 2014

The third production forecast for summer crops for 2014 is hereby released. /
Hiermee word die derde produksieskatting vir somergewasse vir 2014 vrygestel.

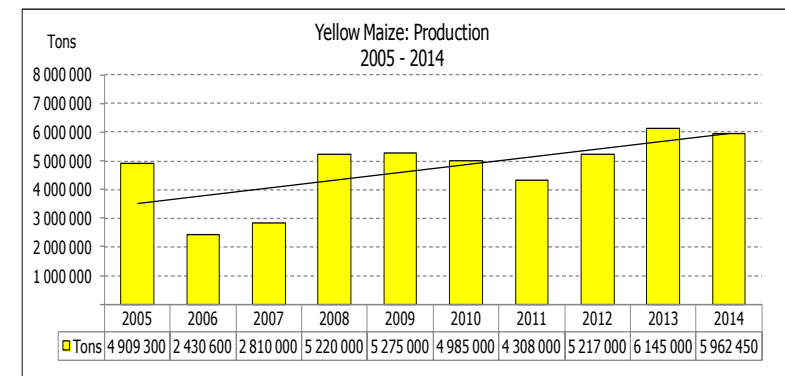
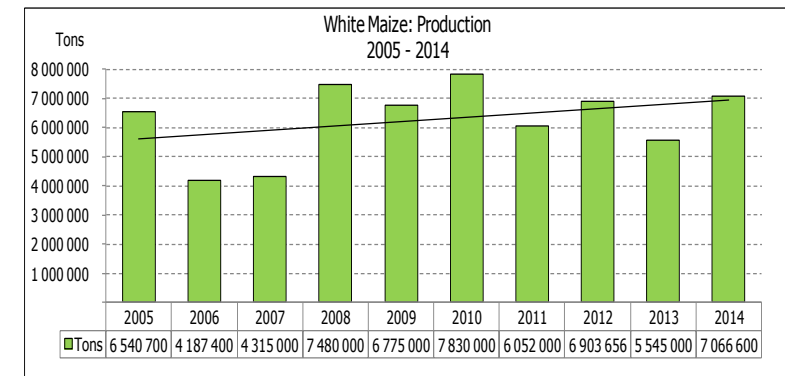
SUMMER CROPS – AREA PLANTED AND THIRD PRODUCTION FORECAST: 2014

SOMERGEWASSE – OPPERVLAKTE EN DERDE PRODUKSIESKATTING: 2014

CROP/GEWAS	Area planted/ Opp beplant 2014 Ha (A)	3 rd forecast/ 3 ^{de} skatting 2014 Tons (B)	2 nd forecast/ 2 ^{de} skatting 2014 Tons (C)	Area planted/ Opp beplant 2013 Ha (D)	Finale oes/ Final crop 2013 Tons (E)	Change/ Verandering/ % (B) ÷ (C)
Commercial/Kommersieel:						
White maize/Witmielies	1 551 200	7 066 600	7 007 650	1 617 200	5 545 000	+0,84
Yellow maize/Geelmielies	1 137 000	5 962 450	5 947 250	1 164 000	6 145 000	+0,26
Maize/Mielies	2 688 200	13 029 050	12 954 900	2 781 200	11 690 000	+0,57
Sunflower seed/Sonneblomsaad	598 950	825 325	825 325	504 700	557 000	-
Soya-beans/Sojabone	502 900	867 700	867 700	516 500	784 500	-
Groundnuts/Grondbone	52 125	85 265	85 265	46 900	41 500	-
Sorghum	78 850	233 220	228 450	62 620	147 200	+2,09
Dry beans/Droëbone	55 820	79 205	79 205	43 550	60 200	-
TOTAL/TOTAAL	3 976 845	15 119 765	15 040 845	3 955 470	13 280 400	+0,52

Note: Estimate is for calendar year, e.g. production season 2013/14 = 2014

Nota: Skatting is vir kalenderjaar, bv. produksie-seisoen 2013/14 = 2014



The Crop Estimates Committee comprises officials of the following institutions:

Department of Agriculture, Forestry and Fisheries; Provincial Departments of Agriculture; various ARC-Institutes (Soil, Climate and Water; Small Grains Institute; and Grain Crops Institute); and Statistics SA.

WHITE AND YELLOW MAIZE – AREA PLANTED AND THIRD PRODUCTION FORECAST: 2014
WIT- EN GEELMIELIES – OPPERVLAKTE EN DERDE PRODUKSIESKATTING: 2014

Provinsie/ Province	Area planted/ Oppervlakte beplant 2014			3 rd forecast/ 3 ^{de} skatting 2014			Area planted/ Oppervlakte beplant 2013			Final crop/ Finale oes 2013		
	White/ Wit Ha	Yellow/ Geel Ha	Total/ Totaal Ha	White/ Wit Tons	Yellow/ Geel Tons	Total/ Totaal Tons	White/ Wit Ha	Yellow/ Geel Ha	Total/ Totaal Ha	White/ Wit Tons	Yellow/ Geel Tons	Total/ Totaal Tons
Western Cape/Wes-Kaap	500	3 000	3 500	4 500	28 500	33 000	300	3 000	3 300	2 500	30 000	32 500
Northern Cape/Noord-Kaap	2 200	48 000	50 200	25 300	600 000	625 300	2 200	51 000	53 200	25 300	650 000	675 300
Free State/Vrystaat	730 000	465 000	1 195 000	3 394 500	2 185 500	5 580 000	725 000	505 000	1 230 000	2 518 000	2 292 000	4 810 000
Eastern Cape/Oos-Kaap	2 500	16 000	18 500	13 750	96 000	109 750	3 700	15 000	18 700	18 200	87 000	105 200
KwaZulu-Natal	43 000	45 000	88 000	255 850	283 500	539 350	47 000	48 000	95 000	280 000	312 000	592 000
Mpumalanga	168 000	332 000	500 000	907 200	1 792 800	2 700 000	170 000	300 000	470 000	1 024 000	1 990 000	3 014 000
Limpopo	30 000	20 000	50 000	183 000	124 000	307 000	30 000	23 500	53 500	165 000	137 000	302 000
Gauteng	65 000	53 000	118 000	344 500	294 150	638 650	74 000	43 500	117 500	362 000	242 000	604 000
North West/Noordwes	510 000	155 000	665 000	1 938 000	558 000	2 496 000	565 000	175 000	740 000	1 150 000	405 000	1 555 000
Total/Totaal	1 551 200	1 137 000	2 688 200	7 066 600	5 962 450	13 029 050	1 617 200	1 164 000	2 781 200	5 545 000	6 145 000	11 690 000

SUNFLOWER SEED – AREA PLANTED AND THIRD PRODUCTION FORECAST: 2014
SONNEBLMSAAD – OPPERVLAKTE EN DERDE PRODUKSIESKATTING: 2014

Province/ Provinsie	Area planted/ Opp beplant Ha 2014	3 rd forecast/ 3 ^{de} skatting Tons 2014	Area planted/ Opp beplant Ha 2013	Final crop/ Finale oes Tons 2013
Western Cape/Wes-Kaap	-	-	-	-
Northern Cape/Noord-Kaap	900	450	200	100
Free State/Vrystaat	280 000	420 000	220 000	297 000
Eastern Cape/Oos-Kaap	550	825	-	-
KwaZulu-Natal	-	-	-	-
Mpumalanga	3 500	5 250	6 600	9 900
Limpopo	90 000	85 500	99 000	85 000
Gauteng	3 000	3 900	3 900	4 000
North West/Noordwes	221 000	309 400	175 000	161 000
Total/Totaal	598 950	825 325	504 700	557 000

SOYA-BEANS – AREA PLANTED AND THIRD PRODUCTION FORECAST: 2014
SOJABONE – OPPERVLAKTE EN DERDE PRODUKSIESKATTING: 2014

Province/ Provinsie	Area planted/ Opp beplant Ha 2014	3 rd forecast/ 3 ^{de} skatting Tons 2014	Area planted/ Opp beplant Ha 2013	Final crop/ Finale oes Tons 2013
Western Cape/Wes-Kaap	-	-	-	-
Northern Cape/Noord-Kaap	3 900	13 650	2 000	7 000
Free State/Vrystaat	201 000	301 500	215 000	249 500
Eastern Cape/Oos-Kaap	2 000	3 000	500	750
KwaZulu-Natal	35 000	94 500	32 000	82 000
Mpumalanga	203 000	314 650	205 000	335 000
Limpopo	22 000	66 000	20 000	53 500
Gauteng	20 000	44 000	20 000	34 000
North West/Noordwes	16 000	30 400	22 000	22 750
Total/Totaal	502 900	867 700	516 500	784 500

GROUNDNUTS – AREA PLANTED AND THIRD PRODUCTION FORECAST: 2014**GRONDBONE – OPPERVLAKTE EN DERDE PRODUKSIESKATTING: 2014**

Province/ Provinsie	Area planted/ Opp beplant Ha 2014	3 rd forecast/ 3 ^{de} skatting Tons 2014	Area planted/ Opp beplant Ha 2013	Final crop/ Finale oes Tons 2013
Western Cape/Wes-Kaap	-	-	-	-
Northern Cape/Noord-Kaap	7 000	18 200	7 000	14 000
Free State/Vrystaat	20 000	31 000	18 000	15 100
Eastern Cape/Oos-Kaap	-	-	-	-
KwaZulu-Natal	75	90	150	150
Mpumalanga	50	75	750	750
Limpopo	3 000	5 100	1 000	1 500
Gauteng	-	-	-	-
North West/Noordwes	22 000	30 800	20 000	10 000
Total/Totaal	52 125	85 265	46 900	41 500

SORGHUM – AREA PLANTED AND THIRD PRODUCTION FORECAST: 2014**SORGHUM – OPPERVLAKTE EN DERDE PRODUKSIESKATTING: 2014**

Province/ Provinsie	Area planted/ Opp beplant Ha 2014	3 rd forecast/ 3 ^{de} skatting Tons 2014	Area planted/ Opp beplant Ha 2013	Final crop/ Finale oes Tons 2013
Western Cape/Wes-Kaap	-	-	-	-
Northern Cape/Noord-Kaap	-	-	-	-
Free State/Vrystaat	42 000	119 700	32 000	68 800
Eastern Cape/Oos-Kaap	-	-	-	-
KwaZulu-Natal	850	3 570	320	1 280
Mpumalanga	11 000	46 200	11 500	42 620
Limpopo	14 000	33 600	12 000	21 000
Gauteng	1 500	4 500	500	1 500
North West/Noordwes	9 500	25 650	6 300	12 000
Total/Totaal	78 850	233 220	62 620	147 200

DRY BEANS – AREA PLANTED AND THIRD PRODUCTION FORECAST: 2014**DROËBONE – OPPERVLAKTE EN DERDE PRODUKSIESKATTING: 2014**

Province/ Provinsie	Area planted/ Opp beplant Ha 2014	3 rd forecast/ 3 ^{de} skatting Tons 2014	Area planted/ Opp beplant Ha 2013	Final crop/ Finale oes Tons 2013
Western Cape/Wes-Kaap	300	450	200	400
Northern Cape/Noord-Kaap	1 000	2 400	850	1 700
Free State/Vrystaat	26 000	36 400	16 000	19 200
Eastern Cape/Oos-Kaap	770	1 155	100	200
KwaZulu-Natal	5 000	6 500	6 000	7 800
Mpumalanga	8 750	10 500	7 000	11 900
Limpopo	5 500	10 450	5 400	10 800
Gauteng	3 000	4 200	2 000	3 400
North West/Noordwes	5 500	7 150	6 000	4 800
Total/Totaal	55 820	79 205	43 550	60 200

CONFIDENTIALITY ISSUES that CEC members are committed to adhere to on the day of the meeting

- Personal items such as laptops, handbags, cell phones, etc. are not allowed in the venue during the meeting
- No member is allowed to leave the meeting before 12:00 in order to prevent disclosure of the information
- The embargo time for the release of crop estimates information is 15:30
- No member is allowed to discuss crop estimates information with anyone other than a member of the Committee before the embargo time
- Only the Chairperson, or a member appointed by the Chairperson, may release the figures to the media
- Members must regard the detail of any information that was collected for and/or discussed during the meeting, as confidential
- Individual information received for crop estimate purposes is treated strictly confidential, and is not divulged for any other purposes

**AREA AND THIRD PRODUCTION FORECAST OF SUMMER CROPS (2014)/
OPPERVLAKTE- EN DERDE PRODUKSIESKATTING VIR SOMERGEWASSE (2014)
24 APRIL 2014**

Summer field crops – 2014

Commercial maize: The size of the expected commercial maize crop has been set at 13,029 mill. tons, which is 0,57% or 74 150 tons higher than the previous forecast of 12,955 mill. tons. The area estimate for maize remained unchanged at 2,688 mill. ha, while the expected yield is 4,85 t/ha.

The area estimate for white maize is 1,551 mill. ha and for yellow maize the area estimate is 1,137 mill. ha.

The production forecast of white maize is 7,067 mill. tons, which is 0,84% or 58 950 tons more than the 7,008 mill. tons of the previous forecast. The yield for white maize is 4,56 t/ha. In the case of yellow maize the production forecast is 5,962 mill. tons, which is 0,26% or 15 200 tons more than the 5,947 mill. tons of the previous forecast. The yield for yellow maize is 5,24 t/ha.

Sunflower seed: The production forecast for sunflower seed remained unchanged at 825 325 tons. The area estimate for sunflower seed is 598 950 ha, with an expected yield of 1,38 t/ha.

Other crops: The production forecast for **soya-beans** also remained unchanged at 867 700 tons. The area estimate is 502 900 ha, and the expected yield is 1,73 t/ha.

The expected **groundnut** crop remained unchanged at 85 265 tons. For groundnuts, the area estimate is 52 125 ha, with an expected yield of 1,64 t/ha.

The production forecast for **sorghum** is 233 220 tons, which is 2,09% or 4 770 tons higher than the 228 450 tons of the previous forecast. The area estimate for sorghum is 78 850 ha, and the expected yield is 2,96 t/ha.

In the case of **dry beans**, the production forecast remained unchanged at 79 205 tons, with an area estimate of 55 820 ha, and the expected yield is 1,42 t/ha.

Please note that the fourth production forecast for summer field crops for 2014 will be released on 27 May 2014.

Somergewasse – 2014

Kommersiële mielies: Die grootte van die verwagte kommersiële mielie-oes is op 13,029 milj. ton gestel, wat 0,57% of 74 150 ton hoër is as die vorige skatting van 12,955 milj. ton. Die skatting van die oppervlakte onder mielies is onveranderd gelaat op 2,688 milj. ha, terwyl die verwagte opbrengs 4,85 t/ha is.

Die oppervlak onder witmielies is 1,551 milj. ha en vir geelmielies is die oppervlak 1,137 milj. ha.

Die produksieskatting van witmielies is 7,067 milj. ton, wat 0,84% of 58 950 ton meer is as die 7,008 milj. ton van die vorige skatting. Die opbrengs van witmielies is 4,56 t/ha. In die geval van geelmielies is die produksieskatting 5,962 milj. ton, wat 0,26% of 15 200 ton meer is as die 5,947 milj. ton van die vorige skatting. Die opbrengs van geelmielies is 5,24 t/ha.

Sonneblomsaad: Die produksieskatting vir sonneblomsaad is onveranderd gelaat op 825 325 ton. Die oppervlakteskatting vir sonneblomsaad is 598 950 ha, terwyl die verwagte opbrengs 1,38 t/ha is.

Ander gewasse: Die produksieskatting van **sojabone** is ook onveranderd gelaat op 867 700 ton. Die geskatte oppervlakte beplant met sojabone is 502 900 ha, met 'n verwagte opbrengs van 1,73 t/ha.

Die verwagte **grondbone**-oes is 85 265 ton. Vir grondbone is die oppervlakteskatting 52 125 ha, terwyl die verwagte opbrengs 1,64 t/ha is.

Die produksieskatting van **sorghum** is 233 220 ton, wat 2,09% of 4 770 ton meer is as die 228 450 ton van die vorige skatting. Die geskatte oppervlakte beplant met sorghum is 78 850 ha, en die verwagte opbrengs is 2,96 t/ha.

In die geval van **droëbone** is die produksieskatting onveranderd gelaat op 79 205 ton. Die oppervlakte beplant met droëbone is 55 820 ha, en die verwagte opbrengs is 1,42 t/ha.

Neem asseblief kennis dat die vierde produksieskatting vir somergewasse vir 2014, op 27 Mei 2014 vrygestel sal word.

Information is available on the internet at http://www.daff.gov.za/crop_estimates or <http://www.sagis.org.za>, as from **15:30** on the date of the relevant meeting of the Crop Estimates Committee.

Inligting is beskikbaar op die internet by http://www.daff.gov.za/crop_estimates of by <http://www.sagis.org.za>, vanaf **15:30** op die dag van die toepaslike vergadering van die Oesskattingskomitee.

The intentions to plant winter cereals for the 2014 production season is hereby released. /
Hiermee word die voorneme om wintergewasse te plant vir die 2014 produksie-seisoen vrygestel.

WINTERGEWASSE – VOORNEME OM TE PLANT: 2014

WINTER CEREALS –INTENTIONS TO PLANT: 2014

GEWAS/CROP	Voorneme/ Intentions* 2014 Ha (A)	Opp beplant/ Area planted 2013 Ha (B)	Finale skatting/ Final estimate 2013 Tons (C)	Verandering/ Change %
				(A) ÷ (B)
Koring/Wheat	500 500	505 500	1 804 450	-0,99
Moutgars/Malting barley	85 540	81 320	266 002	+5,19
Kanola/Canola	80 000	72 165	112 041	+10,86
Totaal/Total	666 040	658 985	2 182 493	+1,07

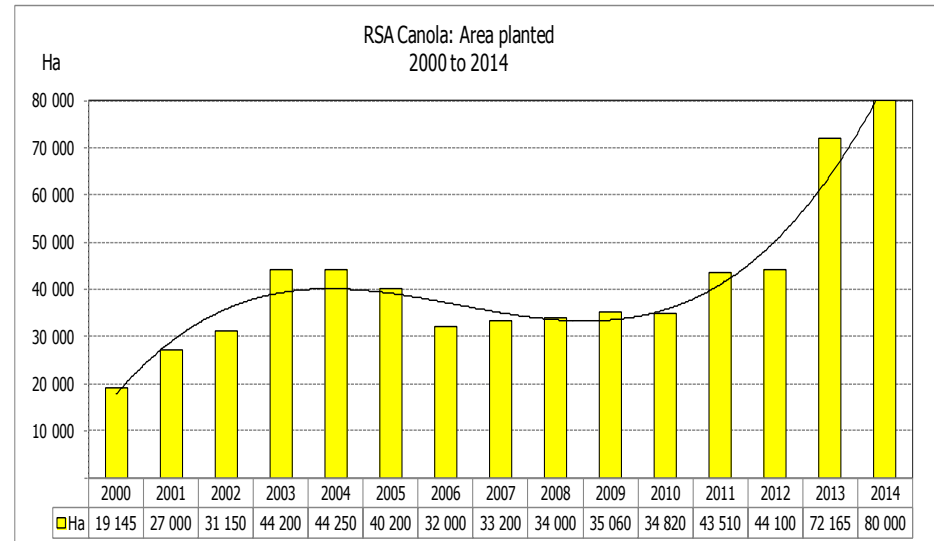
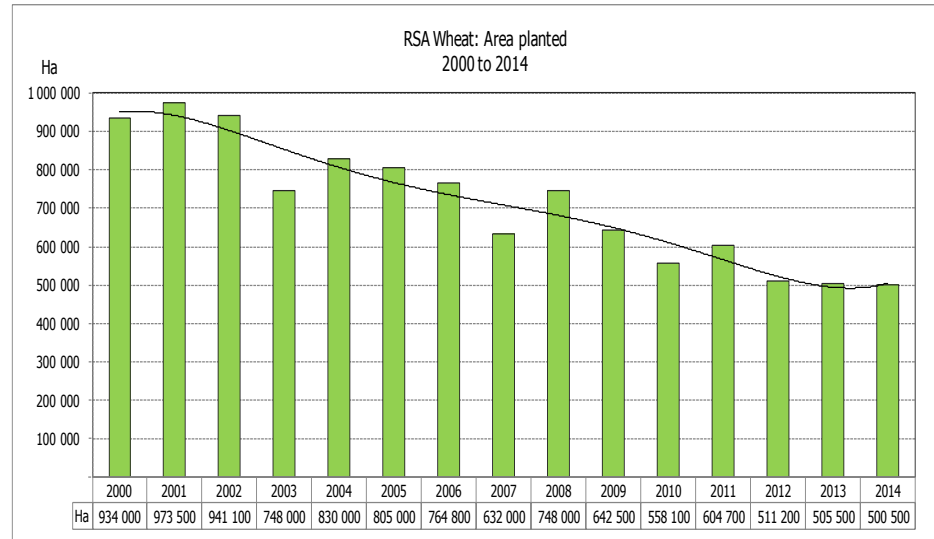
* Based on conditions at the middle of April 2014 / Gebaseer op toestande soos teen middel April 2014.

KORING – VOORNEME OM TE PLANT: 2014

WHEAT – INTENTIONS TO PLANT: 2014

Provinsie/ Province	Voorneme/ Intentions Ha 2014	Opp beplant/ Area planted Ha 2013	Finale skatting/ Final estimate Tons 2013
Wes-Kaap/Western Cape	324 500	310 000	914 500
Noord-Kaap/Northern Cape	40 500	42 000	298 200
Vrystaat/Free State	75 000	90 000	252 000
Oos-Kaap/Eastern Cape	3 500	4 500	19 800
KwaZulu-Natal	6 500	7 000	37 800
Mpumalanga	4 000	4 500	27 900
Limpopo	28 000	28 000	142 800
Gauteng	500	1 000	6 000
Noordwes/North West	18 000	18 500	105 450
Totaal/Total	500 500	505 500	1 804 450

* Based on conditions at the middle of April 2014 / Gebaseer op toestande soos teen middel April 2014.



INTENTIONS TO PLANT WINTER CROPS FOR 2014 / VOORNEME OM WINTERGEWASSE AAN TE PLANT VIR 2014
24 April 2014

Winter cereal crops – 2014

Producers intentions to plant winter cereals are based on the results of a non-probability survey conducted by the Directorate: Statistics and Economic Analysis of the Department of Agriculture, Forestry and Fisheries and reflects the position as at the middle of April 2014.

The figures for wheat represent the total number of hectares that are intended to be planted for grain, excluding any hectares that will be planted for fodder and grazing.

Early indications are that producers intend to plant 500 500 ha of **wheat** for the 2014 season. This is 5 000 ha or 1,0% less than the area planted to wheat in 2013. The main producing areas are within the Western Cape with 324 500 ha (65%), followed by the Free State with 75 000 ha (15%) and the Northern Cape with 40 500 ha (8%).

The expected area planted to **malting barley** is 85 540 ha, which is 4 220 ha or 5,2% more than the 81 320 ha of the previous year. The expected area planted to **canola** is 80 000 ha, which is 7 835 ha or 10,9% more than the 72 165 ha planted in 2013. On record, this is the largest area planted to canola.

Please note that the preliminary area estimate of winter crops for 2014 will be released on 29 July 2014.

Wintergewasse – 2014

Produsente se voorneme om wintergewasse te plant is gebaseer op die resultate van 'n nie-ewekansige opname onderneem deur die Direkoraat: Statistiek en Ekonomiese Analise van die Departement van Landbou, Bosbou en Visserie en weerspieël die situasie teen die middel van April 2014.

Die syfers vir koring verteenwoordig die totale aantal hektare wat werklik beplant gaan word vir graan, uitgesluit alle hektare wat beplant gaan word vir groenvoer en weiding.

Vroeë aanduidings is dat produsente van voorneme is om 500 500 ha **koring** te plant vir die 2014-produksie-seisoen. Dit is 5 000 ha of 1,0% minder koring aangeplant as in 2013. Die grootste produserende gebiede is in die Wes-Kaap, met 324 500 ha (65%), gevolg deur die Vrystaat met 75 000 ha (15%) en die Noord-Kaap met 40 500 ha (8%).

Die verwagte aanplantings van **moutgars** is 85 540 ha – 4 220 ha of 5,2% meer as die 81 320 ha van die vorige jaar. Die verwagte aanplantings van **kanola** is 80 000 ha, wat 7 835 ha of 10,9% meer is as die 72 165 ha wat aangeplant was in 2013. Volgens rekords, is dit die grootste oppervlakte beplant met kanola.

Neem asseblief kennis dat die voorlopige oppervlakteskating vir wintergewasse vir 2014 op 29 Julie 2014 vrygestel sal word.

Information is available on the internet at http://www.daff.gov.za/links/crop_estimates or <http://www.sagis.org.za>, as from 15:30 on the date of the relevant meeting of the Crop Estimates Committee.

Inligting is beskikbaar op die internet by http://www.daff.gov.za/links/crop_estimates of by <http://www.sagis.org.za>, vanaf 15:30 op die dag van die toepaslike vergadering van die Oesskattingskomitee.