



crop estimates committee oesskattingskomitee

From/Van: Rodney D. Dredge

Tel: 012 319 6507 Fax/Faks: 012 319 6211 E-mail/E-pos: RodneyD@daff.gov.za

Web page/Webblad: www.daff.gov.za/statistics and economic reports or

www.sagis.org.za/CEC: Crop Estimates

EMBARGO: 15:30



agriculture, forestry & fisheries

Department:
Agriculture, Forestry and Fisheries
REPUBLIC OF SOUTH AFRICA

19 December 2014

The area estimate and fifth production forecast for winter cereals for the 2014 is hereby released. /
Hiermee word die oppervlakeskatting en vyfde produksieskatting vir wintergewasse vir 2014 vrygestel.

WINTER CEREALS – AREA PLANTED ESTIMATE AND FIFTH PRODUCTION FORECAST: 2014

WINTERGEWASSE – OPPERVLAKTE- EN VYFDE PRODUKSIESKATTING: 2014

CROP/GEWAS	Area planted/ Opp beplant 2014 Ha (A)	5 th forecast/ 5 ^{de} skatting 2014 Tons (B)	4 th forecast/ 4 ^{de} skatting 2014 Tons (C)	Area planted/ Opp beplant 2013 Ha (D)	Final crop/ Finale oes 2013 Tons (E)	Change/ Verandering % (B) ÷ (C)
Commercial/Kommersieel:						
Wheat/Koring	476 570	1 760 034	1 790 684	505 500	1 870 000	-1,7
Malting barley/Moutgars	85 125	317 511	317 511	81 320	267 500	-
Canola/Kanola	95 000	128 250	133 000	72 165	112 000	-3,6
Total/Totaal	656 695	2 205 795	2 241 195	658 985	2 249 500	-1,6

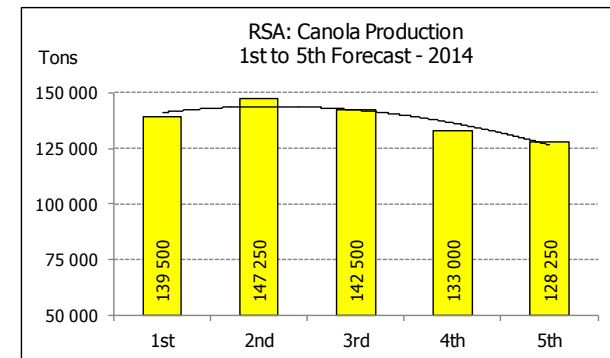
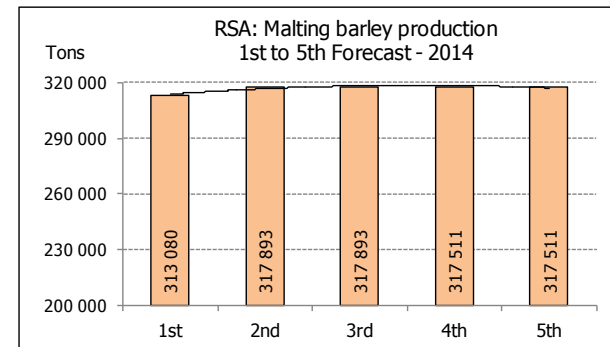
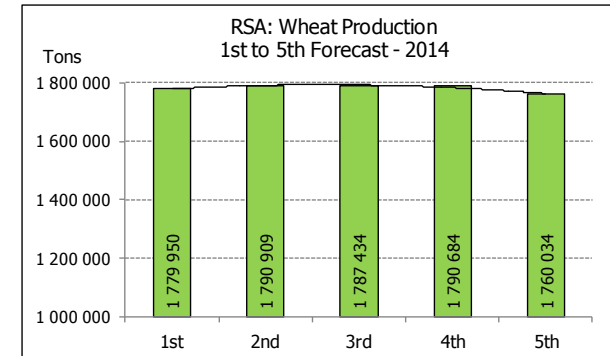
Note: Estimate is for calendar year, e.g. production season 2014/15 = 2014

Nota: Skatting is vir kalenderjaar, bv. produksie-seisoen 2014/15 = 2014

WHEAT – AREA PLANTED ESTIMATE AND FIFTH PRODUCTION FORECAST: 2014

KORING – OPPERVLAKTE- EN VYFDE PRODUKSIESKATTING: 2014

Province/ Provinsie	Area planted/ Opp beplant 2014 Ha	5 th forecast/ 5 ^{de} skatting 2014 Tons	Area planted/ Opp beplant 2013 Ha	Final crop/ Finale oes 2013 Tons
Western Cape/Wes-Kaap	310 000	883 500	310 000	928 000
Northern Cape/Noord-Kaap	38 000	285 000	42 000	320 000
Free State/Vrystaat	69 500	271 050	90 000	270 000
Eastern Cape/Oos-Kaap	3 000	12 000	4 500	19 800
KwaZulu-Natal	6 500	39 000	7 000	42 000
Mpumalanga	3 500	21 350	4 500	28 000
Limpopo	27 500	137 500	28 000	146 000
Gauteng	570	3 534	1 000	6 200
North West/Noordwes	18 000	107 100	18 500	110 000
Total/Totaal	476 570	1 760 034	505 500	1 870 000



**AREA ESTIMATE AND FIFTH PRODUCTION FORECAST OF WINTER CROPS (2014) /
OPPERVLAKTESKATTING EN VYFDE PRODUKSIESKATTING VAN WINTERGEWASSE (2014)**

19 DECEMBER 2014

Winter cereal crops - 2014 production season

Wheat: The expected commercial production of wheat is 1,760 mill. tons, which is 1,7% or 30 650 tons less than the previous forecast of 1,791 mill. tons, whilst the expected yield is 3,69 t/ha.

The expected production in the Western Cape is 883 500 tons (50%), in the Northern Cape 285 000 tons (16%) and in the Free State 271 050 tons (15%).

The area estimate for wheat remained unchanged at 476 570 ha.

Other crops: The production forecast for **malting barley** remained unchanged at 317 511 tons. The area planted is estimated at 85 125 ha, while the expected yield is 3,73 t/ha.

The expected **canola** crop was also adjusted downwards by 4 750 tons to 128 250 tons. The area estimate for canola is 95 000 ha, with an expected yield of 1,35 t/ha.

Please note that the sixth production forecast for winter cereals for 2014 and the preliminary area planted estimate for summer field crops for 2015 will be released on 27 January 2015.

Wintergewasse - 2014 produksie-seisoen

Koring: Die verwagte kommersiële produksie vir koring is 1,760 milj. ton, wat 1,7% of 30 650 ton minder is as die vorige skatting van 1,791 milj. ton, terwyl die verwagte opbrengs 3,69 t/ha is.

Die verwagte produksie in die Wes-Kaap is 883 500 ton (50%), in die Noord-Kaap 285 000 ton (16%) en in die Vrystaat 271 050 ton (15%).

Die oppervlakteskatting vir koring is onveranderd gelaat op 476 570 ha.

Ander gewasse: Die produksieskatting vir **moutgars** is onveranderd gelaat op 317 511 ton. Die oppervlakte beplant is beraam op 85 125 ha, terwyl die verwagte opbrengs 3,73 t/ha behoort.

Die verwagte **kanola**-oes is ook afwaarts aangepas met 4 750 ton na 128 250 ton. Die oppervlakteskatting vir kanola is 95 000 ha, met 'n verwagte opbrengs van 1,35 t/ha.

Neem asseblief kennis dat die sesde produksieskatting vir wintergewasse vir 2014 en die voorlopige oppervlakteskatting vir somergewasse vir 2015 op 27 Januarie 2015 vrygestel sal word.

Information is available on the internet at <http://www.daff.gov.za/statistics> and <http://www.sagis.org.za>, as from **15:30 on the date of the relevant meeting of the Crop Estimates Committee.**

Inligting is beskikbaar op die internet by <http://www.daff.gov.za/statistics> and <http://www.sagis.org.za>, vanaf **15:30 op die dag van die toepaslike vergadering van die Oesskattingkomitee.**

CONFIDENTIALITY ISSUES that CEC members are committed to adhere to on the day of the meeting

- Personal items such as laptops, handbags, cell phones, etc. are not allowed in the venue during the meeting
- No member is allowed to leave the meeting before 12:00 in order to prevent disclosure of the information
- The embargo time for the release of crop estimates information is 15:30
- No member is allowed to discuss crop estimates information with anyone other than a member of the Committee before the embargo time
- Only the Chairperson, or a member appointed by the Chairperson, may release the figures to the media
- Members must regard the detail of any information that was collected for and/or discussed during the meeting as confidential