



crop estimates committee oesskattingskomitee

From/Van: Rodney D. Dredge
Tel: 012 319 6507 · **Fax/Faks:** 012 319 6211 · **E-mail/E-pos:** RodneyD@daff.gov.za
 Web page/Webblad: www.daff.gov.za/statistics_and_economic_reports or www.sagis.org.za/CEC: Crop Estimates
 EMBARGO: 15:30



agriculture, forestry & fisheries

Department:
 Agriculture, Forestry and Fisheries
 REPUBLIC OF SOUTH AFRICA

28 October/ Oktober 2014

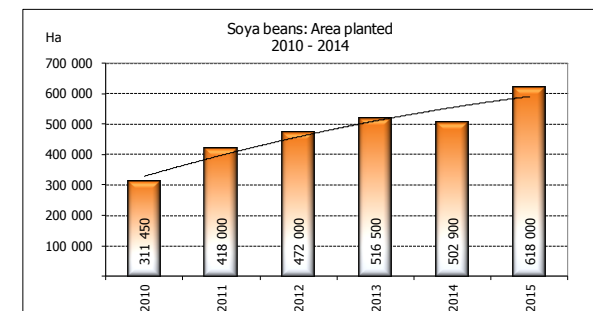
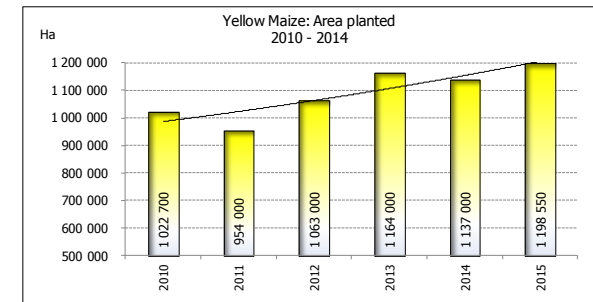
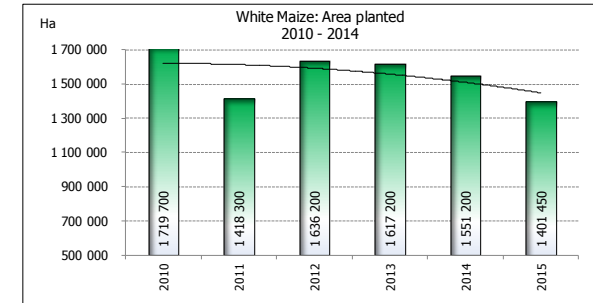
**The intentions of producers to plant summer crops for 2015 is hereby released. /
 Hiermee word produsente se voorneme om somergewasse te plant vir 2015 vrygestel.**

SUMMER CROPS – INTENTIONS TO PLANT: 2015

SOMERGEWASSE – VOORNEME OM TE PLANT: 2015

CROP/GEWAS	Intentions/ Voorneme 2015 Ha	Area planted/ Opp beplant 2014 Ha	Final estimate/ Finale skatting 2014 Tons	Change/ Verandering/ %
	soos middel Oktober 2014/ as mid October 2014		as on 30 Sep 2014/ soos op 30 Sept 2014	
	(A)		(C)	
Commercial/Kommersieël:				
White maize/Witmielies	1 401 450	1 551 200	7 697 350	-9,7
Yellow maize/Geelmielies	1 198 550	1 137 000	6 609 700	+5,4
Maize/Mielies	2 600 000	2 688 200	14 307 050	-3,3
Sunflower seed/Sonneblomsaad	633 600	598 950	853 325	+5,8
Soya-beans/Sojabone	618 000	502 900	944 340	+22,9
Groundnuts/Grondbone	58 200	52 125	78 090	+11,7
Sorghum	80 500	78 850	268 920	+2,1
Dry beans/Droëbone	64 000	55 820	82 130	+14,7
TOTAL/TOTAAL	4 054 300	3 976 845	16 533 855	+1,9

Note: Estimate is for calendar year, e.g. production season 2014/15 = 2015 / Nota: Skatting is vir kalenderjaar, bv. produksie-seisoen 2014/15 = 2015



The Crop Estimates Committee comprises of the following officials:

Department of Agriculture, Forestry and Fisheries; Provincial Departments of Agriculture; various ARC-Institutes (Soil, Climate and Water; Small Grains Institute; and Grain Crops Institute), Statistics SA

WHITE AND YELLOW MAIZE – INTENTIONS TO PLANT: 2015

WIT- EN GEELMIELIES – VOORNEME OM TE PLANT: 2015

Province/ Provinsie	Intentions (Area planted)/ Voorneme (Oppervlakte beplant) 2015			Area planted/ Oppervlakte beplant 2014			Final estimate ¹⁾ / Finale skatting ¹⁾ 2014		
	White/ Wit Ha	Yellow/ Geel Ha	Totaal/ Total Ha	White/ Wit Ha	Yellow/ Geel Ha	Totaal/ Total Ha	White/ Wit Tons	Geel/ Yellow Tons	Totaal/ Total Tons
Western Cape/Wes-Kaap	450	2 550	3 000	500	3 000	3 500	4 500	28 500	33 000
Northern Cape/Noord-Kaap	2 500	47 500	50 000	2 200	48 000	50 200	25 300	638 400	663 700
Free State/Vrystaat	650 000	510 000	1 160 000	730 000	465 000	1 195 000	3 759 500	2 511 000	6 270 500
Eastern Cape/Oos-Kaap	2 500	16 000	18 500	2 500	16 000	18 500	13 750	97 600	111 350
KwaZulu-Natal	40 000	45 000	85 000	43 000	45 000	88 000	266 600	294 750	561 350
Mpumalanga	154 000	338 000	492 000	168 000	332 000	500 000	907 200	1 892 400	2 799 600
Limpopo	30 000	23 500	53 500	30 000	20 000	50 000	183 000	124 000	307 000
Gauteng	62 000	51 000	113 000	65 000	53 000	118 000	344 500	310 050	654 550
North West/Noordwes	460 000	165 000	625 000	510 000	155 000	665 000	2 193 000	713 000	2 906 000
Total/Totaal	1 401 450	1 198 550	2 600 000	1 551 200	1 137 000	2 688 200	7 697 350	6 609 700	14 307 050

1) 30 September 2014

CONFIDENTIALITY ISSUES that CEC members are committed to adhere to on the day of the meeting

- Personal items such as laptops, handbags, cell phones, etc. are not allowed in the venue during the meeting
- No member is allowed to leave the meeting before 12:00 in order to prevent disclosure of the information
- The embargo time for the release of crop estimates information is 15:30
- No member is allowed to discuss crop estimates information with anyone other than a member of the Committee before the embargo time
- Only the Chairperson, or a member appointed by the Chairperson, may release the figures to the media
- Members must regard the detail of any information that was collected for and/or discussed during the meeting, as confidential
- Individual information received for crop estimate purposes is treated strictly confidential, and is not divulged for any other purposes

INTENTIONS TO PLANT SUMMER CROPS / VOORNEME OM SOMERGEWASSE TE PLANT (2015)

28 October / Oktober 2014

Producers intentions to plant summer crops are based on the results of a non-probability survey conducted by the Directorate: Statistics and Economic Analysis of the Department of Agriculture, Forestry and Fisheries and reflects the position as at the middle of October 2014.

According to the results of the survey, commercial producers intend to plant 2,600 mill. ha of **maize** for 2015, which is 3,3% or 88 200 ha less than the 2,688 mill. ha planted last season.

The figures show that producers intend to plant 1,401 mill. ha to **white maize**, which is 149 750 ha (9,7%) less than in the previous season. In the case of **yellow maize**, the expected plantings are 1,199 mill. ha, which is 61 550 ha (5,4%) more than in the previous season.

Producers indicated that less maize, specifically white maize, will be planted for the 2015 season mainly due to lower prices. Farmers are also expected to plant more oilseeds such as soya-beans and sunflower seed at the expense of maize. However, the rainfall can still influence farmers' decisions.

In the case of **sunflower seed**, the expected area planted is estimated at 633 600 ha, which is 5,8% or 34 650 ha more than the 598 950 ha planted last season.

The intended plantings of **soya-beans** shows an increase of 22,9% compared to the previous season – from 502 900 ha to 618 000 ha.

The expected plantings of **groundnuts** increased by 11,7%, from 52 125 ha to 58 200 ha.

The intended plantings of **sorghum** and **dry beans** are expected to increase by 2,1% and 14,7%, respectively, compared to the previous season.

Please note that the preliminary area planted estimate for summer grains for 2015 will be released on 27 January 2015.

Produsente se voorneme om somergewasse te plant is gebaseer op die resultate van 'n nie-wekansige opname onderneem deur die Direktooraat: Statistiek en Ekonomiese Analise van die Departement van Landbou, Bosbou en Visserie en weerspieël die situasie teen die middel van Oktober 2014.

Volgens die resultate van die opname, is kommersiele produsente van voorneme om 2,600 milj. ha **mielies** vir 2015 te plant, wat 3,3% of 88 200 ha minder is as die 2,688 milj. ha aangeplant verlede seisoen.

Die syfers toon dat produsente van voorneme is om 1,401 milj. ha **witmielies** aan te plant, wat 149 750 ha (9,7%) minder is as in die vorige seisoen. In die geval met **geelmielies** is die verwagte aanplantings 1,199 milj. ha, wat 61 550 ha (5,4%) meer is as in die vorige seisoen.

Produsente het aangedui dat minder mielies, spesifiek witmielies, aangeplant sal word vir die 2015 seisoen hoofsaaklik a.g.v. laer pryse. Daar word verwag dat produsente ook meer oliesade soos sojabone en sonneblomsaad gaan plant ten koste van mielies. Bo en behalwe dié faktore, kan reënval steeds boere se besluite beïnvloed.

In die geval van **sonneblomsaad** word die verwagte aanplantings beraam op 633 600 ha, wat 5,8% of 34 650 ha meer is as die 598 950 ha aangeplant verlede seisoen.

Die voorgenome **sojaboon-aanplantings** toon 'n toename van 22,9% in vergelyking met die vorige seisoen - vanaf 502 900 ha tot 618 000 ha.

Die verwagte aanplantings van **grondbone** neem toe met 11,7%, van 52 125 ha tot 58 200 ha.

Die voorgenome aanplantings van **sorghum** en **droëbone** neem toe met onderskeidelik 2,1% en 14,7%, in vergelyking met die vorige seisoen.

Neem asseblief kennis dat die voorlopige oppervlakteskating vir somergewasse vir 2015 op 27 Januarie 2015 vrygestel sal word.

Information is available on the internet at [http://www.daff.gov.za/crop estimates](http://www.daff.gov.za/crop_estimates) or <http://www.sagis.org.za>, as from **15:30** on the date of the relevant meeting of the Crop Estimates Committee.

Inligting is beskikbaar op die internet by [http://www.daff.gov.za/crop estimates](http://www.daff.gov.za/crop_estimates) of by <http://www.sagis.org.za>, vanaf **15:30** op die dag van die toepaslike vergadering van die Oesskattingskomitee.

The area estimate and third production forecast for winter cereals for the 2014 is hereby released. /
Hiermee word die oppervlakte- en derde produksieskatting vir wintergewasse vir 2014 vrygestel.

WINTER CEREALS – AREA PLANTED AND THIRD PRODUCTION FORECAST: 2014 PRODUCTION SEASON

WINTERGEWASSE – OPPERVLAKTE- EN DERDE PRODUKSIESKATTING: 2014-PRODUKSIESEISOEN

CROP/GEWAS	Area planted/ Opp beplant 2014 Ha (A)	3rd forecast/ 3de skatting Tons 2014 (B)	2nd forecast/ 2de skatting Tons 2014 (C)	Area planted/ Opp beplant 2013 Ha (D)	Final crop/ Finale oes 2013 Tons (E)	Change/ Verandering % (B) ÷ (C)
Wheat/Koring	476 570	1 787 434	1 790 909	505 500	1 870 000	-0,2
Malting barley/Moutgars	85 125	317 893	317 893	81 320	267 500	-
Canola/Kanola	95 000	142 500	147 250	72 165	112 000	-3,2
Total/Totaal	656 695	2 247 827	2 256 052	658 985	2 249 500	-0,4

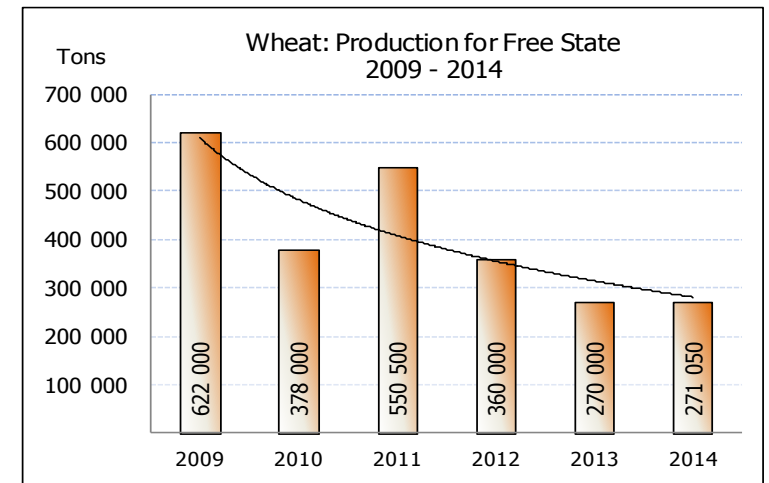
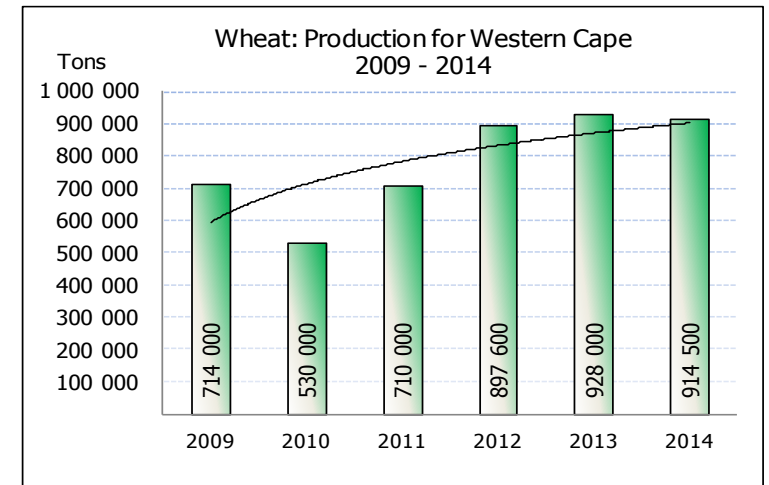
Note: Estimate is for calendar year, e.g. production season 2014/15 = 2014

Nota: Skatting is vir kalenderjaar, bv. produksie-seisoen 2014/15 = 2014

WHEAT – AREA PLANTED AND THIRD PRODUCTION FORECAST: 2014

KORING – OPPERVLAKTE- EN DERDE PRODUKSIESKATTING: 2014

Province/ Provinsie	Area planted/ Opp beplant Ha 2014	3rd forecast/ 3de skatting Tons 2014	Area planted/ Opp beplant Ha 2013	Final crop/ Finale oes Tons 2013
Western Cape/Wes-Kaap	310 000	914 500	310 000	928 000
Northern Cape/Noord-Kaap	38 000	285 000	42 000	320 000
Free State/Vrystaat	69 500	271 050	90 000	270 000
Eastern Cape/Oos-Kaap	3 000	12 000	4 500	19 800
KwaZulu-Natal	6 500	35 750	7 000	42 000
Mpumalanga	3 500	21 000	4 500	28 000
Limpopo	27 500	137 500	28 000	146 000
Gauteng	570	3 534	1 000	6 200
North West/Noordwes	18 000	107 100	18 500	110 000
Total/Totaal	476 570	1 787 434	505 500	1 870 000



**AREA ESTIMATE AND THIRD PRODUCTION FORECAST OF WINTER CROPS (2014) /
OPPERVLAKTEKSKATTING EN DERDE PRODUKSIESKATTING VAN WINTERGEWASSE (2014)
28 OCTOBER/ OKTOBER 2014**

Winter cereal crops - 2014 production season

Wheat: The expected commercial production of wheat is 1,787 mill. tons, which is 0,19% less than the previous forecast of 1,791 mill. tons, whilst the expected yield is 3,75 t/ha.

The expected production in the Western Cape is 914 500 tons (51%), in the Northern Cape 285 000 tons (16%) and in the Free State 271 050 tons (15%).

The area estimate for wheat remained unchanged at 476 570 ha.

Other crops: The production forecast for **malting barley** remained unchanged 317 893 tons. The area planted is estimated at 85 125 ha, while the expected yield is 3,73 t/ha.

The expected **canola** crop was adjusted downwards by 4 750 tons to 142 500 tons. The area estimate for canola is 95 000 ha, with an expected yield of 1,50 t/ha.

Please note that the fourth production forecast for winter cereals for 2014 will be released on 25 November 2014.

Wintergewasse - 2014 produksie-seisoen

Koring: Die verwagte kommersiële produksie vir koring is 1,787 milj. ton, wat 0,19% minder is as die vorige skatting van 1,791 milj. ton, terwyl die verwagte opbrengs 3,75 t/ha is.

Die verwagte produksie in die Wes-Kaap is 914 500 ton (51%), in die Noord-Kaap 285 000 ton (16%) en in die Vrystaat 271 050 ton (15%).

Die oppervlakteskatting vir koring is onveranderd gelaat op 476 570 ha.

Ander gewasse: Die produksieskatting vir **moutgars** is onveranderd gelaat op 317 893 ton. Die oppervlakte beplant is beraam op 85 125 ha, terwyl die verwagte opbrengs 3,73 t/ha beloop.

Die verwagte **kanola**-oes is afwaarts aangepas met 4 750 ton na 142 500 ton. Die oppervlakteskatting vir kanola is 95 000 ha, met 'n verwagte opbrengs van 1,50 t/ha.

Neem asseblief kennis dat die vierde produksieskatting vir wintergewasse vir 2014 op 25 November 2014 vrygestel sal word.

Information is available on the internet at [http://www.daff.gov.za/links/crop estimates](http://www.daff.gov.za/links/crop_estimates) or <http://www.sagis.org.za>, as from **15:30** on the date of the relevant meeting of the Crop Estimates Committee.

Inligting is beskikbaar op die internet by [http://www.daff.gov.za/links/crop estimates](http://www.daff.gov.za/links/crop_estimates) of by <http://www.sagis.org.za>, vanaf **15:30** op die dag van die toepaslike vergadering van die Oesskattingskomitee.